

NORTH COUNTY FIRE PROTECTION DISTRICT



PRELIMINARY BUDGET FY 2015-2016

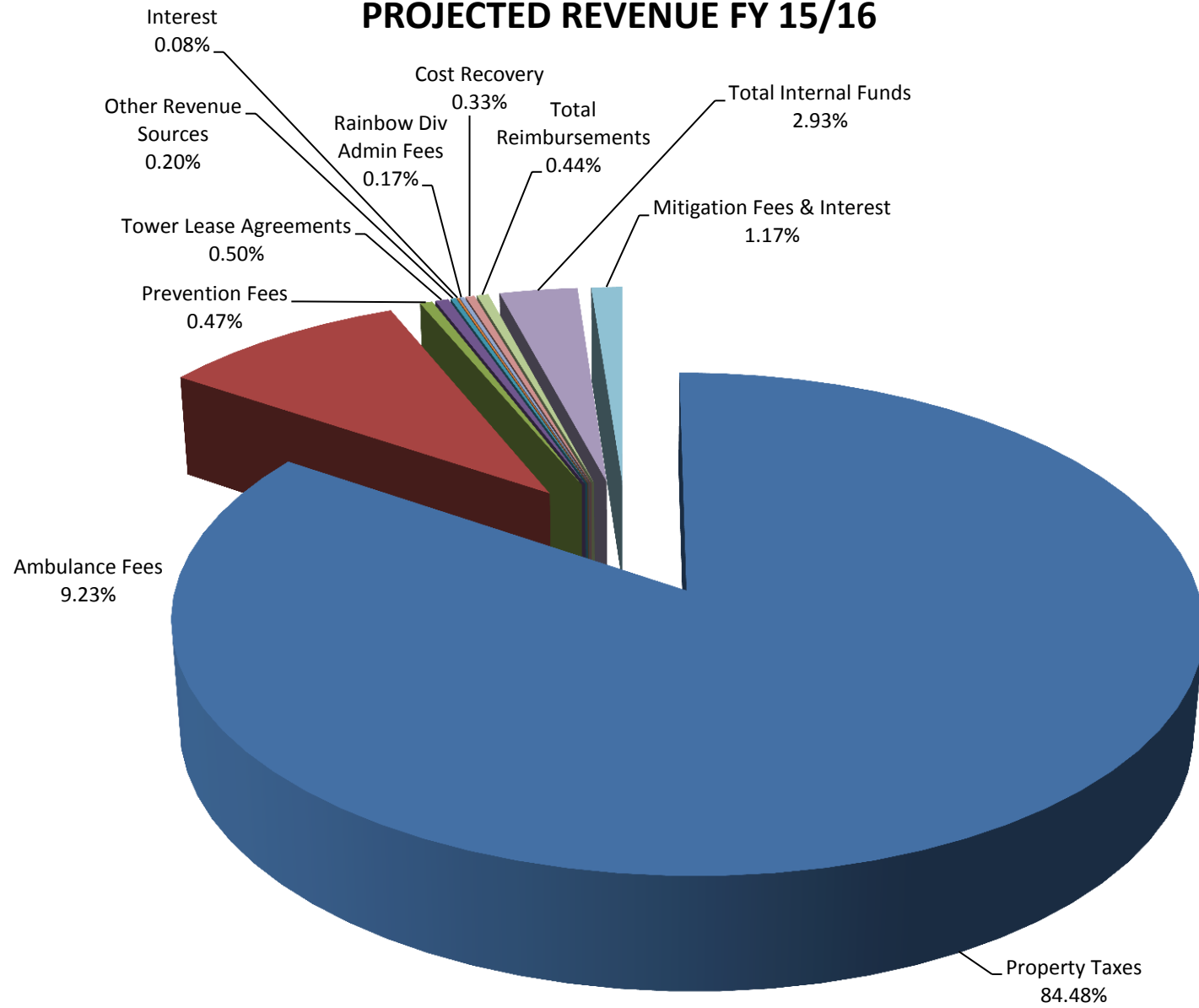
PROJECTED REVENUE FY 15/16

Funding Source	Final Budget FY 14/15	Projected YE FY 14/15	Preliminary Budget FY 15/16	Variance	Notes
Property Taxes-Current Secured	11,803,285	12,128,000	12,370,560	567,275	
Property Taxes-Prop. 8 Revaluation			180,000	180,000	
Property Taxes-New Permitted Constr.			75,000	75,000	
TOTAL PROPERTY TAX	11,803,285	12,128,000	12,625,560	822,275	
				-	
Ambulance Fees	1,300,000	1,380,000	1,430,000	130,000	Increased mileage revenue & transport volume
Prevention Fees	50,000	50,000	70,000	20,000	Increased development activity
Tower Lease Agreements	75,000	75,000	75,000	-	
Other Revenue Sources	90,000	30,000	30,000	(60,000)	More accurate reflection
Interest	20,000	12,000	12,000	(8,000)	Lower ROI than estimated
Rainbow Div Admin Fees	25,000	25,000	25,000	-	
Cost Recovery	35,500	50,000	50,000	14,500	Total for the year exceeded estimates
Annexation Fees	390,000			(390,000)	
TOTAL FEES	1,985,500	1,622,000	1,692,000	(293,500)	
				-	
Strike Team Reimb - OES	-	380,000	-	-	
Other Reimbursements	-		28,013	28,013	Solar PBI Rebates & State Mandate Rebates
GEMT - State Supplement	70,000	50,000	50,000	(20,000)	Partial red. due to change in actual charges
TOTAL REIMBURSEMENTS	70,000	430,000	78,013	8,013	
				-	
TOTAL GENERAL FUND REVENUE	13,858,785	14,180,000	14,395,573	536,788	
				-	
LOANS				-	
Station 5 Loan	3,231,285	3,231,285			
ECAA Solar Loan	473,888				
Type I Apparatus Loan				-	
TOTAL LOAN PROCEEDS	3,705,173	3,231,285	-	(3,705,173)	Completion of Station 5
				-	
Donations & Grants	132,619			(132,619)	
Mitigation Fees & Interest	150,000	125,000	175,000	25,000	
TOTAL RESTRICTED FUNDS	282,619	125,000	175,000	(107,619)	

PROJECTED REVENUE FY 15/16

Funding Source	Final Budget FY 14/15	Projected YE FY 14/15	Preliminary Budget FY 15/16	Variance	Notes
Trans to General Fund	109,760		100,000	(9,760)	
Transfer from Vehicle Reserve			330,000	330,000	Ambulance, B/C & 1103 Veh.
Transfer from Facility Reserve			100,000	100,000	Partial Sta. 5 Loan Payment
Traffic Controllers	11,900	23,799	8,000	(3,900)	
Transfer to Equipment Reserve-Defib	14,200	14,200		(14,200)	
Transfer to Equipment Reserve-MDC	40,000	40,000		(40,000)	
TOTAL INTERNAL FUNDS	175,860	77,999	538,000	362,140	
				-	
GRAND TOTAL ALL SOURCES	18,022,437	17,614,284	15,108,573	(2,913,864)	Sta. 5 loan process completion

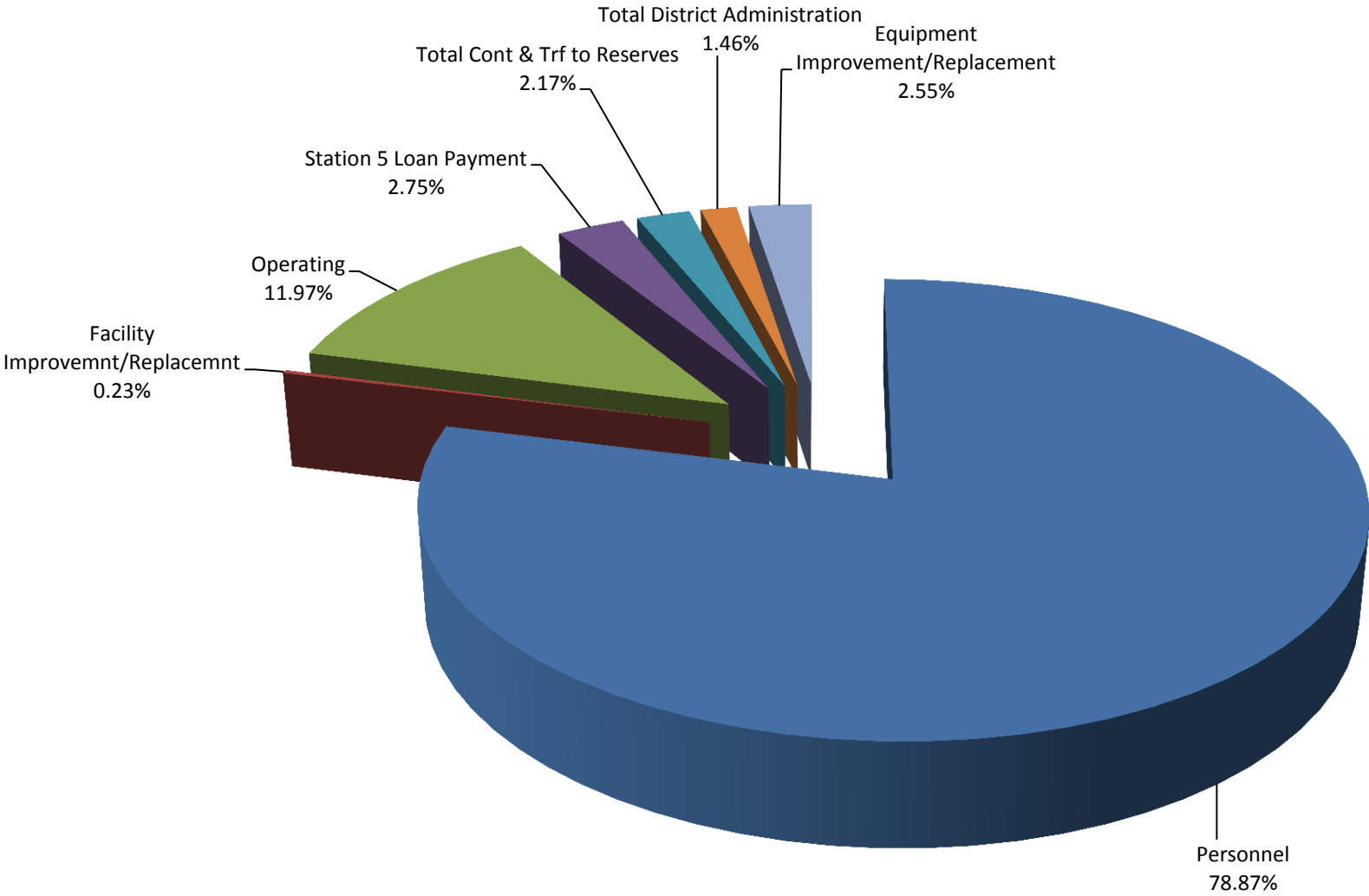
PROJECTED REVENUE FY 15/16



PROJECTED EXPENDITURES FY 15/16

Account	Final Budget FY 14/15	Projected YE FY 14/15	Preliminary Budget FY 15/16	Variance	Notes
GENERAL FUND:					
Total District Administration	220,676	176,319	221,676	1,000	
Salaries & Overtime	7,580,198	7,895,373	7,912,437	332,239	
Retirement	2,127,122	1,978,609	2,450,276	323,153	
Health Insurance	1,285,246	986,403	1,060,698	-	
Workers Compensation	600,000	400,000	425,000	(175,000)	
Total Personnel	11,592,566	11,260,385	11,848,411	255,845	
Operating	1,769,452	1,688,670	1,864,932	95,480	
Total Cont & Trf to Reserves	331,412	194,522	331,412	-	
Total Grant Expenditures	-	-	-	-	
TOTAL GENERAL FUND	13,914,107	13,319,896	14,266,431	352,324	
CAPITAL:					
Facility Improvement/Replacement	-	552,863	35,729	35,729	
Equipment Improvement/Replacement	708,807	23,389	388,000	(320,807)	
Station 5 Loan Payments	3,414,024	3,646,873	418,413	(2,995,611)	
TOTAL CAPITAL	4,122,831	4,223,125	842,142	(3,280,689)	
TOTAL EXPENDITURES	18,036,937	17,543,021	15,108,573	(2,928,364)	

PROJECTED EXPENDITURES FY 15/16



Summary of Projected Expenditures

Department	Final Budget FY 14/15	Projected YE FY 14/15	Preliminary Budget FY 15/16	Variance	Notes
101 DIST BOARD ADMINISTRATION					
Total Dist Board Administration	220,676	176,319	221,676	1,000	
				-	
102 ADMINISTRATION				-	
Salaries & Overtime	964,742	984,892	991,915	27,174	
Retirement	199,499	-	217,454	17,955	
Health Insurance	128,903	128,903	137,926	9,023	
Workers Compensation	600,000	400,000	425,000	(175,000)	
Total Personnel	1,893,144	1,513,795	1,772,295	(120,848)	
Total Operations	649,012	691,641	700,897	51,885	
Total Administration	2,542,156	2,205,436	2,473,192	(68,963)	
				-	
103 FIRE PREVENTION				-	
Salaries & Overtime	389,737	375,767	412,081	22,344	
Retirement	125,403	125,403	136,689	11,286	
Health Insurance	84,974	50,000	53,500	(31,474)	
Total Personnel	600,114	551,170	602,271	2,156	
Total Operations	53,900	43,806	50,200	(3,700)	
Total Fire Prevention	654,014	594,976	652,471	(1,544)	
				-	
104 EMERGENCY SERVICES				-	
Salaries & Overtime	5,715,499	6,106,621	5,998,872	283,373	
Retirement	1,708,560	1,788,206	1,994,043	285,483	
Health Insurance	1,058,097	800,000	856,000		
Total Personnel	8,482,157	8,694,827	8,848,915	366,759	
Total Operations	231,399	213,374	223,550	(7,849)	
Total Emergency Services	8,713,555	8,908,201	9,072,465	358,910	
				-	
105 EMERGENCY MEDICAL SVCS				-	
Total Personnel	10,000	7,500	10,000	-	
Total Operations	137,600	127,100	150,100	12,500	
Total Emergency Medical Services	147,600	134,600	160,100	12,500	

Summary of Projected Expenditures

Department	Final Budget FY 14/15	Projected YE FY 14/15	Preliminary Budget FY 15/16	Variance	Notes
106 RESERVES				-	
Salaries & Overtime	298,620	226,200	275,792	(22,828)	
Retirement	39,206	28,000	42,735	3,529	
Health Insurance	-	-	-	-	
Total Personnel	337,826	254,200	318,527	(19,299)	
Total Operations	5,500	5,450	7,500	2,000	
Total Reserves	343,326	259,650	326,027	(17,299)	
				-	
107 COMMUNICATIONS				-	
Personnel	2,000	-	2,000	-	
Total Operations	390,242	351,474	411,789	21,547	
Total Communications	392,242	351,474	413,789	21,547	
				-	
108 SHOP/MAINTENANCE				-	
Salaries & Overtime	143,600	124,393	149,151	5,551	
Retirement	54,454	37,000	59,355	4,901	
Health Insurance	13,272	7,500	13,272	-	
Total Personnel	211,326	168,893	221,778	10,452	
Total Operations	238,300	209,690	253,396	15,096	
Total Shop/Maintenance	449,626	378,583	475,174	25,548	
				-	
109 TRAINING				-	
Total Personnel	56,000	70,000	72,625	16,625	
Total Operations	63,500	46,135	67,500	4,000	
Total Training	119,500	116,135	140,125	20,625	
				-	

Summary of Projected Expenditures

Department	Final Budget FY 14/15	Projected YE FY 14/15	Preliminary Budget FY 15/16	Variance	Notes
Contingency Fund	135,000	-	135,000	-	
Transfer to Vehicle Reserves	142,212	142,212	142,212	-	
Transfer to Facilities	-	-	-	-	
Transfer to Equipment Reserves-EKG Repl.	14,200	14,200	14,200	-	
Transfer to Equipment Reserves-MDC Repl.	40,000	38,110	40,000	-	
Total Cont & Trf to Reserves	331,412	194,522	331,412	-	
				-	
200 FALLBROOK CAPITAL				-	
Building Repairs	-	-	-	-	
Wildland PPE-Single Layer	-	-	-	-	
EMS Equipment-Software	-	-	-	-	
Comm. Equip. 800 MHz Upgrade	-	-	50,000	50,000	800 MHz Upgrade
Station 5 Construction	3,231,285	3,231,285	-	(3,231,285)	Completion of Station #5
Station 5 Loan Payment #1	182,739	182,739	182,739	-	
Station 5 Loan Payment #2	116,501	232,849	235,674	119,173	Biannual payment
ECAA Solar Loan	534,507	518,863	-	(534,507)	
ECAA/Solar Loan Payment	34,000	34,000	35,729	1,729	
HWY 76 Traffic Controllers	23,799	23,389	8,000	(15,799)	
Apparatus Loan	-	-	-	-	
Emergency Vehicles	-	-	330,000	330,000	New Ambulance & Staff Veh.
Total Capital	4,122,831	4,223,125	842,142	(3,280,689)	
				-	
FALLBROOK GENERAL FUND				-	
Total District Administration	220,676	176,319	221,676	1,000	
Total Personnel	11,592,566	11,260,385	11,848,411	255,845	Payroll & PERS increases
Total Operations	1,769,452	1,688,670	1,864,932	95,480	
Total Cont & Trf to Reserves	331,412	194,522	331,412	-	
TOTAL FALLBROOK GEN FUND	13,914,107	13,319,896	14,266,431	352,324	
				-	
Total Fallbrook General Fund	13,914,107	13,319,896	14,266,431	352,324	PERS & Pay Increase
Total Fallbrook Capital	4,122,831	4,223,125	842,142	(3,280,689)	Completion of Station #5
Total Fallbrook	18,036,937	17,543,021	15,108,573	(2,928,364)	

**Summary of Projected Expenditures
FY 15/16**

Account	Department	FY14/15 Budget	FY 14/15 Projected YE	FY 15/16 Preliminary Budget	Variance	Notes
101	Board Administration	220,676	175,319	221,676	1,000	
102	Administration	2,542,156	2,205,436	2,473,192	(68,963)	
103	Prevention	654,014	594,976	652,471	(1,544)	
104	Emergency Services	8,713,555	8,908,201	9,072,465	358,910	
105	Emergency Medical Services	147,600	134,600	160,100	12,500	
106	Reserves	343,326	259,650	326,027	(17,299)	
107	Communications	392,242	351,474	413,789	21,547	
108	Shop/Maintenance	449,626	378,583	475,174	25,548	
109	Training	119,500	116,135	140,125	20,625	
120	Contingency Fund/Transfers	331,412	194,522	331,412	-	
Total		13,914,107	13,318,896	14,266,431	352,324	
200	Capital Projects/Equipment	4,122,831	4,223,125	842,142	(3,280,689)	
Total		4,122,831	4,223,125	842,142	(3,280,689)	
Expenditure Totals		18,036,937	17,543,021	15,108,573	(2,928,364)	

**District Board Administration
Department 101**

Dept	Account	Line Item	FY14/15 Budget	FY 14/15 Projected	Variance	FY 15/16 Budget	Notes
101	5010-14	Board Members	5,500	5,500	-	5,500	
101	5150-00	Memberships/Subscriptions	6,419	7,000	1,000	7,419	Previously underbudgeted
101	5170-72	Office Supplies	2,000	500	-	2,000	
101	5180-83	Legal Fees	15,000		-	15,000	
101	5180-84	Negotiations/Labor	4,000	4,000	-	4,000	
101	5190-00	Advertising/Notices	3,000		-	3,000	
101	5230-30	Employee Recognition	5,000	5,000	-	5,000	
101	5230-31	Meetings/Travel	9,000		-	9,000	
101	5230-32	Community Relations	150	150	-	150	
101	5230-38	Professional Development	-	-	-	-	
101	5340-00	Taxes and Assessments	163,000	146,562	-	163,000	
101	5340-01	LAFCO Assessment Fee	7,607	7,607	-	7,607	
Total			220,676	176,319	1,000	221,676	

**Administration
Department 102**

Dept	Account	Line Item	FY14/15 Budget	FY 14/15 Projected	Variance	FY 15/16 Budget	Notes
102	5010-01-003	CEO/Fire Chief	182,142	182,142	(10,000)	172,142	
102	5010-01-004	Division Chief Admin	129,530	129,530	9,897	139,427	
102	5010-01-005	Executive Assistant	74,378	74,378	2,789	77,167	
102	5010-01-006	Finance Specialist	64,546	64,546	2,420	66,966	
102	5010-01-007	Payroll Specialist	58,768	58,768	2,204	60,972	
102	5010-01-025	Administrative Specialist	45,528	45,528	4,069	49,597	
102	5010-06	Overtime/Admin	2,500	2,100	-	2,500	
102	5010-16	A/L & S/L Reimbursement	400,050	420,000	15,002	415,052	
102	5020-00	Retirement	199,499		17,955	217,454	PERS UAL funding
102	5030-08	Social Security Tax	-		-	-	
102	5030-40	Flexible Plan Insurance	128,903	128,903	9,023	137,926	
102	5030-45	Medicare Tax	7,800	7,800	293	8,093	
102	5050-00	Uniforms	2,000	2,200	500	2,500	
102	5070-00	Ambulance Billing	72,000	75,000	12,000	84,000	Increased transports
102	5100-42	Worker's Compensation	600,000	400,000	(175,000)	425,000	Decreased W/C experience
102	5100-43	Unemployment Insurance	-	4,505	5,000	5,000	
102	5130-66	Structures & Grounds	60,800	65,667	-	60,800	Shop roof repairs
102	5140-01	Personnel/JPA Academy	3,000	-	-	3,000	
102	5145-00	Personnel Recruitment	4,000	15,000	26,000	30,000	New Chief Recruitment/Backgrounds
102	5150-00	Memberships/Subscriptions	2,500	4,200	1,700	4,200	
102	5170-70	County Admin Costs	136,200	136,200	-	136,200	
102	5170-71	Bank Fees	1,000	500	-	1,000	
102	5170-72	Office Supplies	5,700	9,000	3,300	9,000	Actual use
102	5170-73	Postage	2,700	4,000	1,300	4,000	
102	5170-74	Printing	3,500	4,500	1,000	4,500	Increased demand
102	5180-81	Auditors	11,000	10,811	3,500	14,500	GASB 68 Requirements

**Administration
Department 102**

Dept	Account	Line Item	FY14/15 Budget	FY 14/15 Projected	Inc/Dec Amt	FY 15/16 Budget	Notes
102	5180-82	Professional Services	5,000	1,680	3,000	8,000	New payroll/billing software & support CPI increase in O'side support and changes and relocation of hardware.
102	5180-83	Computer Support	88,000	98,000	10,000	98,000	
102	5180-84	Computer Training	7,800	8,377	-	7,800	
102	5180-85	Computer Hardware/Software	19,200	14,000	(1,200)	18,000	laptops/servers/replacement schedule
102	5200-00	Rents and Leases/Equipment	86,255	92,000	5,745	92,000	Mid year rent increase
102	5221-01	Office Furniture/Supplies	500	160	6,000	6,500	Additional filing cabinets
102	5230-19	Trauma Interventions Program	7,257	7,257	32	7,289	
102	5230-30	Employee Recognition	3,500	3,184	140	3,640	
102	5230-37	Physicals/Wellness Program	27,000	22,000	-	27,000	
102	5230-38	Professional Development	8,000	1,300	-	8,000	
102	5230-39	Employee Asst Program	7,000	5,800	-	7,000	
102	5230-40	Formal Education	3,000	3,000	-	3,000	
102	5230-49	PERS Medical Admin Fees	4,000	4,400	400	4,400	
102	5260-23	Water	11,550	16,000	4,450	16,000	Increase in costs
102	5260-24	Sewer	6,050	8,500	2,450	8,500	Increase in costs
102	5260-25	Trash	8,000	9,500	1,500	9,500	Increase in costs
102	5260-26	Gas & Electric	52,000	65,000	(34,432)	17,568	Solar Savings
Total			2,542,156	2,205,436	(68,963)	2,473,192	

Salaries & Overtime	964,742	984,892	27,174	991,915
Retirement	199,499	-	17,955	217,454
Health Insurance	128,903	128,903	9,023	137,926
Workers Compensation	600,000	400,000	(175,000)	425,000
Total Personnel	1,893,144	1,513,795	(120,848)	1,772,295
Operations	649,012	691,641	51,885	700,897
Total	2,542,156	2,205,436	(68,963)	2,473,192

**Fire Prevention
Department 103**

Dept	Account	Line Item	FY14/15 Budget	FY 14/15 Projected	Variance	FY 15/16 Budget	Notes
103	5010-01-009	Deputy Chief	144,997	144,997	5,437	150,434	
103	5010-01-010	Deputy Fire Marshal	-	12,000	82,892	82,892	
103	5010-01-022	Fire Protection Specialist	217,900	197,820	(67,185)	150,715	1 FPS promoted to DFM
103	5010-06	Overtime/Admin	4,000	5,700	2,000	6,000	Overtime for pub ed. events
103	5010-07	Overtime/Fire & Arson	4,000	2,600	(1,000)	3,000	
103	5010-24	Fire Svcs Asst/Hydrant Maint	10,000	7,000	-	10,000	
103	5020-00	Retirement	125,403	125,403	11,286	136,689	PERS UAL Funding
103	5030-08	Social Security Tax	1,000	150	-	1,000	
103	5030-40	Flexible Plan Insurance	84,974	50,000	(31,474)	53,500	
103	5030-45	Medicare Tax	5,340	4,000	200	5,540	
103	5050-00	Uniforms	2,500	1,500	-	2,500	
103	5120-56	Hydrants	14,500	19,579	-	14,500	
103	5150-00	Memberships/Subscriptions	3,700	1,015	(2,500)	1,200	
103	5230-30	Fire Safety Council	1,000	-	-	1,000	
103	5230-31	CERT Program	2,200	-	300	2,500	Increase in insurance premium
103	5230-32	Materials/Public Education	15,000	15,500	-	15,000	
103	5230-34	Required Weed Abatement	5,000	-	-	5,000	
103	5230-35	Investigative Supplies	3,000	2,000	(1,000)	2,000	
103	5230-36	Arson Investigative Training	2,500	1,212	(500)	2,000	
103	5230-38	Professional Development	4,000	1,500	-	4,000	
103	5230-39	Formal Education	3,000	3,000	-	3,000	
Total			654,014	594,976	(1,544)	652,471	

Salaries & Overtime	389,737	375,767	22,344	412,081
Retirement	125,403	125,403	11,286	136,689
Health Insurance	84,974	50,000	(31,474)	53,500
Total Personnel	600,114	551,170	2,156	602,271
Operations	53,900	43,806	(3,700)	50,200
Total	654,014	594,976	(1,544)	652,471

**Emergency Services
Department 104**

Dept	Account	Line Item	FY14/15 Budget	FY 14/15 Projected	Variance	FY 15/16 Budget	Notes
104	5010-01-009	Division Chief/Operations	129,530	129,530	9,897	139,427	
104	5010-01-010	Battalion Chiefs	334,369	334,369	16,611	350,980	
104	5010-01-011	Captains/Captain Medics	1,377,907	1,377,907	65,074	1,442,981	
104	5010-01-012	Engineers/Engineer Medics	1,229,715	1,229,715	58,076	1,287,791	
104	5010-01-013	Firefighters/FF Medics	1,474,243	1,536,000	69,624	1,543,866	
104	5010-02	FLSA 56 Hour Adjustment	115,097	109,000	5,436	120,533	
104	5010-03	Overtime Promotional Testing	3,000	9,000	6,338	9,338	
104	5010-05	Overtime/Ambulance Callback	3,000	3,000	113	3,113	
104	5010-07	Overtime/Admin/Other	20,000	17,000	(2,363)	17,638	
104	5010-09	Overtime/Replacement	720,000	720,000	27,000	747,000	
104	5010-10	Overtime/Strike Team	-	330,000			
104	5010-15	Overtime/Fire Callback	2,000	700	-	2,000	
104	5010-16	Holiday Time Adjustment	200,239	189,000	9,457	209,695	
104	5020-00	Retirement	1,708,560	1,788,206	285,483	1,994,043	PERS UAL Funding
104	5030-40	Flexible Plan Insurance	1,058,097	800,000	(202,097)	856,000	
104	5030-45	Medicare Tax	68,000	83,000	18,113	86,113	
104	5050-00	Uniforms	38,400	38,400	-	38,400	

**Emergency Services
Department 104**

Dept	Account	Line Item	FY14/15 Budget	FY 14/15 Projected	Inc/Dec Amt	FY 15/16 Budget	Notes
104	5080-00	Emerg. Incident Meals/Provisions	1,000	1,100	500	1,500	Inc cost of provisions
104	5090-21	Kitchen/Janitorial Supplies	13,800	19,000	5,200	19,000	Inc cost of provisions
104	5100-44	Facility/Vehicle Insurance	79,800	70,000	-	79,800	
104	5120-12	Firefighting Equipment	44,000	45,500	2,000	46,000	
104	5125-00	Map Maintenance Program	15,000	15,000	(4,500)	10,500	GIS fees moved to 107
104	5150-00	Memberships/Subscriptions	1,000	125	-	1,000	
104	5221-00	Safety Equipment/PPE	47,000	33,000	4,750	51,750	Start repl. schedule for EMS coats. 1X purchase reflective raincoats.
104	5221-01	Traffic Controllers	23,799	23,799	(15,799)	8,000	Purchase 1 controller
104	5223-00	Disaster Preparedness	2,000	350	-	2,000	
104	5230-38	Professional Development	4,000	5,500	-	4,000	
Total			8,713,555	8,908,201	358,910	9,072,465	

Salaries & Overtime	5,715,499	6,106,621	283,373	5,998,872
Retirement	1,708,560	1,788,206	285,483	1,994,043
Health Insurance	1,058,097	800,000	(202,097)	856,000
Total Personnel	8,482,157	8,694,827	366,759	8,848,915
Operations	231,399	213,374	(7,849)	223,550
Total Operations	8,713,555	8,908,201	358,910	9,072,465

Emergency Medical Services

Department 105

Dept	Account	Line Item	FY14/15 Budget	FY 14/15 Projected	Variance	FY 15/16 Budget	Notes
105	5010-06	Overtime/Admin/Other	5,000	1,500	(1,000)	4,000	
105	5010-07	EMS Training	5,000	6,000	1,000	6,000	Increased expenses
105	5140-00	Medical Supplies/Equipment	102,500	98,000	1,000	103,500	Trans funds from 5221
105	5150-00	Memberships/Subscriptions	600	100	-	600	
105	5180-82	Professional Services		-	-		
105	5221-00	Personal Protective Equipment	1,000	-	(1,000)	-	Trans funds to 5140
105	5230-32	Material	1,500	1,500	-	1,500	
105	5230-34	Medical Licensing/Certs	5,000	5,500	500	5,500	
105	5230-35	Defib Maint & Maint Agreement	11,000	13,500	-	11,000	
105	5230-36	Elec Data Agreement/Mgmt	9,500	3,500	6,500	16,000	New software
105	5230-37	Equipment Maintenance	1,500	-	5,500	7,000	Stryker & Zoll/AED costs
105	5230-38	Professional Development	5,000	5,000	-	5,000	
Total			147,600	134,600	12,500	160,100	

Personnel	10,000	7,500	-	10,000
Operations	137,600	127,100	12,500	150,100
Total	147,600	134,600	12,500	160,100

**Reserves
Department 106**

Dept	Account	Line Item	FY14/15 Budget	FY 14/15 Projected	Variance	FY 15/16 Budget	Notes
106	5010-01	Regular Salaries	196,120	175,000	10,296	206,416	Minimum wage increase \$1/hr
106	5010-02	FLSA 53/56 Hour Adjustment	45,000	13,500	(31,500)	13,500	Increased staffing
106	5010-06	Overtime/Full Time Coverage*	10,500	17,500	7,656	18,156	Renamed to better track time
106	5010-13	Drills & Training	28,500	700	(12,500)	16,000	Less drills required than budgeted
106	5010-14	Overtime/Admin-Explorers	4,000	9,000	6,000	10,000	
106	5010-15	Drills & Training-Explorers	3,000	1,000	(3,000)		Combined with 5010-14
106	5020-00	Retirement	39,206	28,000	3,529	42,735	PERS UAL funding
106	5030-08	Social Security Tax	4,000	4,000	220	4,220	Effect of minimum wage increase
106	5030-40	Flexible Plan Insurance		-			
106	5030-45	Medicare Tax	2,700	2,950	300	3,000	Effect of minimum wage increase
106	5050-00	Reserve Uniforms	7,500	5,500	-	7,500	
106	5120-12	Explorer/Materials & Equip	1,300	2,000	700	2,000	Previously underbudgeted
106	5180-82	Medical & Pre-Emp Exams	1,000	500	1,000	2,000	Increased staffing
106	5230-38	Professional Development	500	-	-	500	
Total			343,326	259,650	(17,299)	326,027	

Salaries & Overtime	298,620	226,200	(22,828)	275,792
Retirement	39,206	28,000	3,529	42,735
Health Insurance	-	-	-	-
Total Personnel	337,826	254,200	(19,299)	318,527
Operations	5,500	5,450	2,000	7,500
Total Reserves	343,326	259,650	(17,299)	326,027

**Communications
Department 107**

Dept	Account	Line Item	FY14/15 Budget	FY 14/15 Projected	Variance	FY 15/16 Budget	Notes
107	5010-06	Communication - Overtime	2,000	-	-	2,000	
107	5060-26	Pagers	600	460	-	600	
107	5060-27	Telephone/Cable TV/ IPTele	60,000	60,550	1,440	61,440	
107	5060-29	Airtime for Sprint & Verizon Cards	12,000	3,000	-	12,000	
107	5060-30	MDC & AVL Maint Cost	14,720	14,720	780	15,500	Contractual increase
107	5120-52	Radios/Parts & Service	25,000	4,000	600	25,600	CPI
107	5120-54	Alarm Services & Supplies	2,000	1,908	48	2,048	CPI
107	5120-56	T-1 Phone Line Maintenance	500	-	-	500	
107	5120-69	RCS 800 MHZ Maint Fee	36,000	32,000	1,500	37,500	Contractual increase
107	5150-00	Memberships/Subscriptions	250	1,450	750	1,000	Greater participation in applicable associations
107	5180-00	Dispatch Services	233,672	233,386	18,929	252,601	NOC Fee increase & GISS addition
107	5230-31	Meetings & Travel	500	-	-	500	
107	5230-38	Professional Development	5,000	-	(2,500)	2,500	
Total			392,242	351,474	21,547	413,789	

Personnel	2,000	-	-	2,000
Operations	390,242	351,474	21,547	411,789
Total	392,242	351,474	21,547	413,789

**Shop/Maintenance
Department 108**

Dept	Account	Line Item	FY14/15 Budget	FY 14/15 Projected	Variance	FY 15/16 Budget	Notes
108	5010-01-018	Mechanic III	81,485	81,485	3,056	84,541	
108	5010-01-029	Mechanic II	59,015	40,808	2,213	61,228	
108	5010-06	Overtime/Admin	500	-	-	500	
108	5020-00	Retirement	54,454	37,000	4,901	59,355	PERS UAL funding
108	5030-40	Flexible Plan Insurance	13,272	7,500	-	13,272	
108	5030-45	Medicare Tax	2,200	1,700	83	2,283	
108	5050-00	Uniforms	400	400	200	600	New Hire
108	5090-22	Laundry/Linen Supplies	3,400	3,100	-	3,400	
108	5090-53	Hazmat Disposal & Permits	8,600	6,500	-	8,600	
108	5120-52	Parts & Accessories	75,000	80,000	7,000	82,000	Incr. in amb. Mileage-out of dist. trans.
108	5120-53	Fuel	115,000	90,000	5,000	120,000	Incr. in amb. Mileage-out of dist. trans.
108	5120-54	Oils & Lubricants	5,500	6,000	1,000	6,500	Incr. in amb. Mileage-out of dist. trans.
108	5120-59	Sublet Repairs	22,000	19,250	2,000	24,000	Incr. in amb. Mileage-out of dist. trans.
108	5150-00	Memberships/Subscriptions	200	40	-	200	
108	5180-52	Fleet Maint Software	1,000	-	-	1,000	
108	5220-00	Small Tools/Minor Equipment	4,000	3,700	96	4,096	
108	5230-38	Professional Development	3,600	1,100	-	3,600	
Total			449,626	378,583	25,548	475,174	

Salaries & Overtime	143,600	124,393	5,551	149,151
Retirement	54,454	37,000	4,901	59,355
Health Insurance	13,272	7,500	-	13,272
Total Personnel	211,326	168,893	10,452	221,778
Operations	238,300	209,690	15,096	253,396
Total Shop	449,626	378,583	25,548	475,174

**Training
Department 109**

Dept	Account	Line Item	FY14/15 Budget	FY 14/15 Projected	Variance	FY 15/16 Budget	Notes
109	5010-07	Overtime/Training	56,000	70,000	16,625	72,625	Incr training demands/new hires
109	5150-00	Memberships/Subscriptions	500	135	-	500	
109	5230-20	Training Materials	10,000	3,000	-	10,000	
109	5230-38	Professional Development	33,000	27,500	-	33,000	
109	5230-39	Formal Education	20,000	15,500	4,000	24,000	Increase in number of employees enrolled in classes.
Total			119,500	116,135	20,625	140,125	

Personnel	56,000	70,000	16,625	72,625
Operations	63,500	46,135	4,000	67,500
Total	119,500	116,135	20,625	140,125

**Contingency Fund and Transfers
Department 120**

Dept	Account	Line Item	FY14/15 Budget	FY 14/15 Projected	Variance	FY 15/16 Budget	Notes
120	5400-00	Contingency Fund	135,000		-	135,000	
120	5400-02	Transfer to Vehicle Reserve	142,212	142,212	-	142,212	
120	5400-03	Transfer to Facilities Reserve					
120	5400-05	Transfer to Equip Reserve/Defib	14,200	14,200	-	14,200	
120	5400-07	Transfer to Equip Reserve/MDC	40,000	38,110	-	40,000	
Total			331,412	194,522	-	331,412	

Capital Equipment
Department 200

Dept	Account	Line Item	FY14/15 Budget	FY 14/15 Projected	Variance	FY 15/16 Budget	Notes
200	5500-03	Building Repairs	-				
200	5500-04	Personal Protective Eqiup	-		-		Two single layer compliant pants
200	5500-05	EMS Equipment	-		-		Start up costs for On Scene epcr software and equipment
200	5500-06	Communication Equipment			50,000	50,000	800 MHz service upgrade/NC portion of CSD debt service
	5500-55	Station 5 Loan	3,231,285	3,231,285	(3,231,285)		
200	5500-55-001	Station 5 Loan #1 Payment	182,739	182,739	-	182,739	
200	5500-55-002	Station 5 Loan #2 Payment	116,501	232,849	119,173	235,674	Additional payment
	5500-56	ECAA Solar Loan	534,507	518,863	(534,507)		
200	5500-56-001	ECAA/Solar Loan Payment	34,000	34,000	1,729	35,729	
200	5500-57	Hwy 76 Traffic Controllers	23,799	23,389	(15,799)	8,000	1 Traffic Controller
200	5500-58	Apparatus Loan		-	-		
200	5500-58-001	Emergency Vehicles		-	330,000	330,000	Ambulance, Command Veh. & 1103 Veh.
Total			4,122,831	4,223,125	(3,280,689)	842,142	

RAINBOW VOLUNTEER FIRE DEPARTMENT



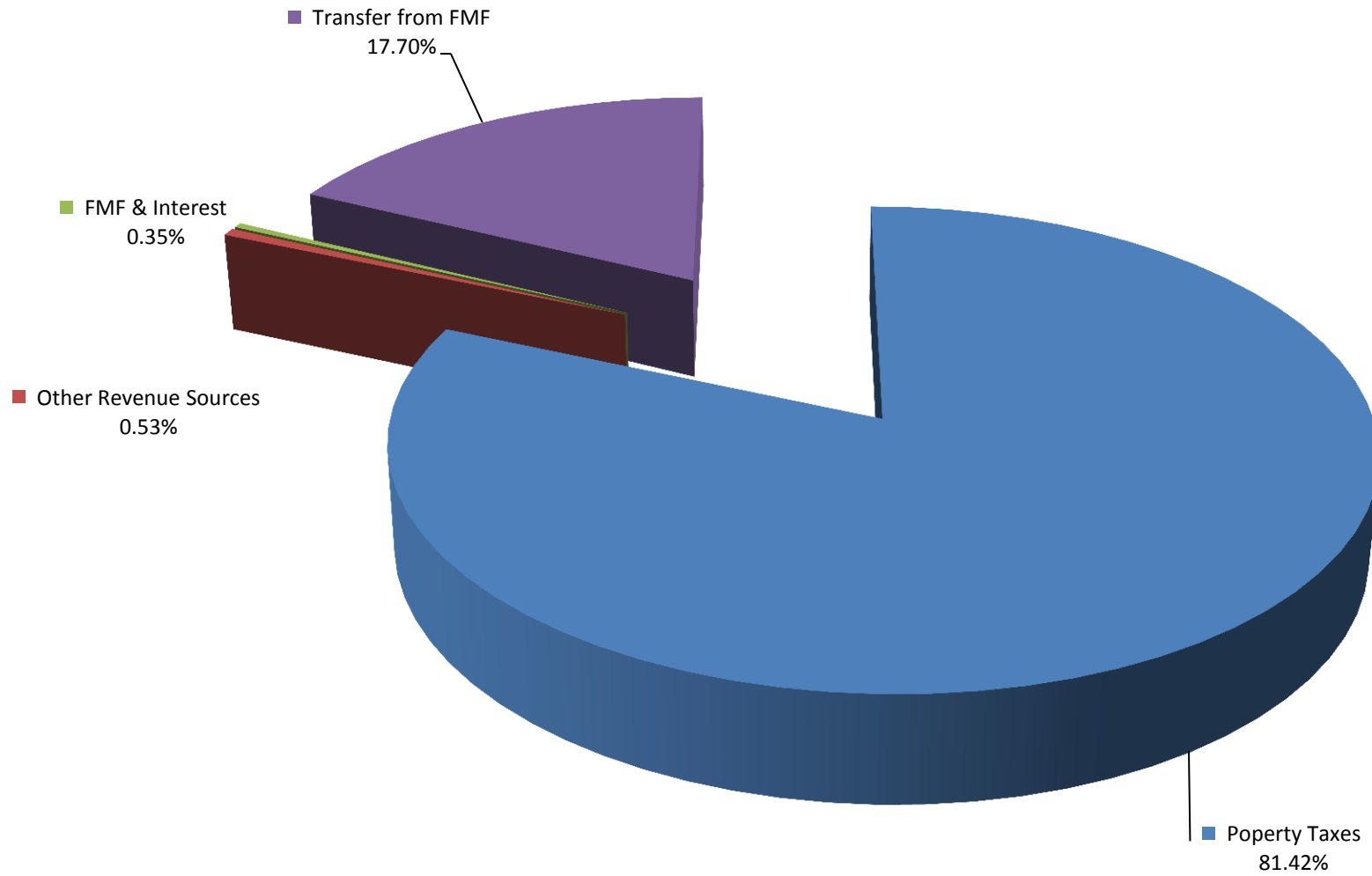
FINAL BUDGET

FY 15/16

RAINBOW PRELIMINARY BUDGET FY 15/16

Account	Actual thru 05/31/2014	Final Budget 2015	Preliminary Budget 2016	Notes
Property Taxes	224,691	225,000	230,000	
Other Revenue Sources	1,416	2,000	1,500	
Mitigations Fees & Interest	999	500	1,000	
Grants	8,044	-	-	
TOTAL GENERAL FUND REVENUE	235,150	227,500	232,500	
Capital Reserve	-	1,950	-	
Vehicle Reserve	-	-	-	
Trans from FMF		85,000	50,000	
Gen Fund Rollover	-	-	-	
TOTAL INTERNAL FUNDS	-	86,950	50,000	
GRAND TOTAL ALL SOURCES	235,150	314,450	282,500	

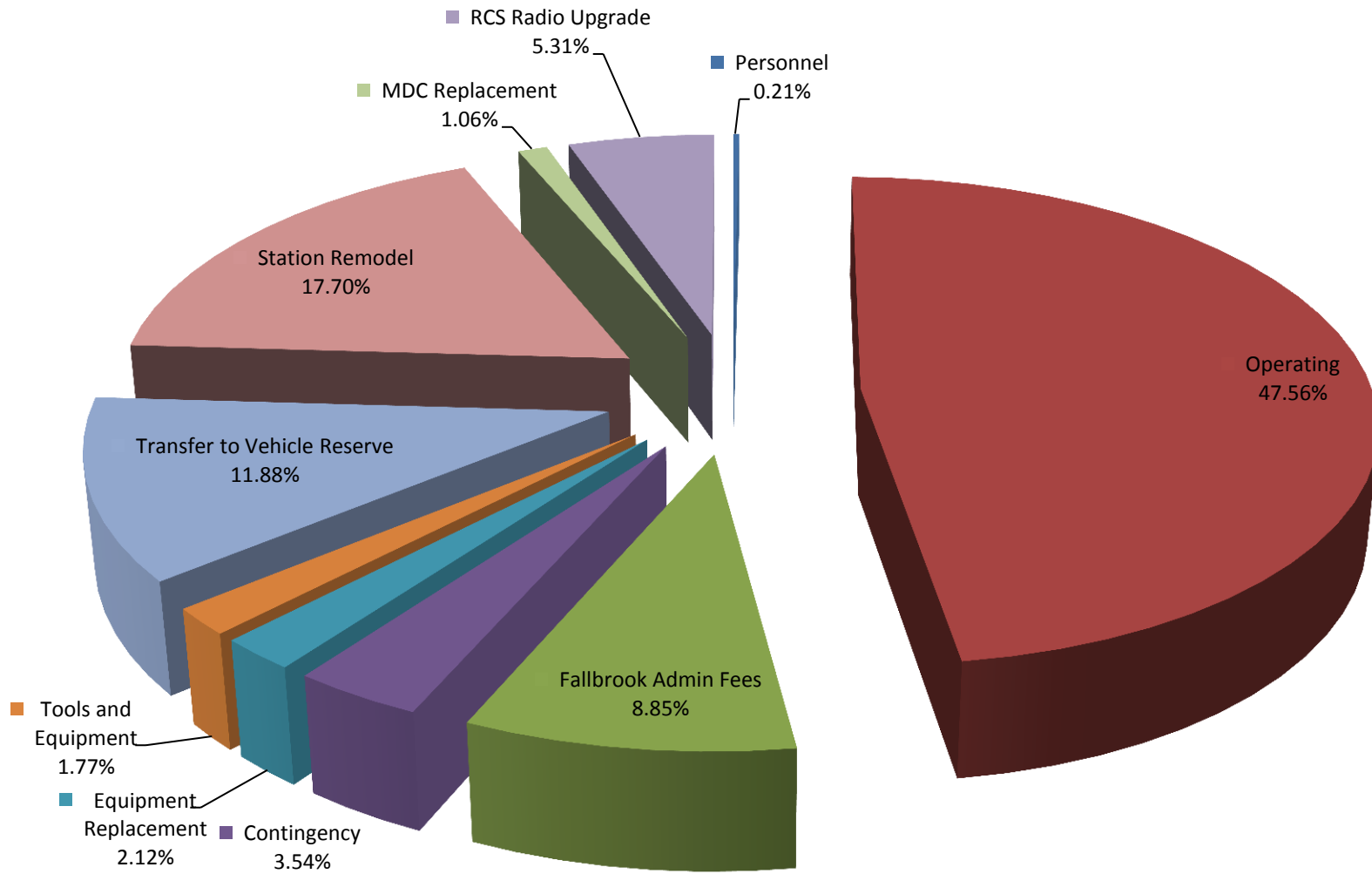
Projected Revenue FY 15/16



RAINBOW PRELIMINARY BUDGET FY 15/16

Account	Actual thru 05/31/2015	Final Budget 2015	Preliminary Budget 2016	Notes
Personnel	22,596	600	600	
Operating	97,077	133,850	134,350	
Fallbrook Admin Fees	22,917	25,000	25,000	
Contingency	-	10,000	10,000	
TOTAL GENERAL FUND	142,590	169,450	169,950	
Equipment Replacement	-	5,500	6,000	
Tools and Equipment	16,268	16,500	5,000	
Transfer to Vehicle Reserve	-	20,000	33,550	
Station Remodel	-	85,000	50,000	Transfer from FMF
MDC Replacement	96,706	3,000	3,000	
RCS Radio Upgrade		15,000	15,000	
TOTAL CAPITAL	112,974	145,000	112,550	
TOTAL EXPENDITURES	255,564	314,450	282,500	

Projected Expenditure FY 15/16



RAINBOW PRELIMINARY BUDGET FY 15/16

Dept	Account	Line Item	FY 15/14 Budget	Actual Used thru 5/31/2015	% Budget Used	Inc/Dec Amt	Preliminary Budget FY 15/16	Reason for Request
11	5010-09	Salary	600	22,596	3766%	-	600	over budget due to OES call out
11	5050-00	Uniforms	2,000	807	40%	-	2,000	
11	5060-27	Telephone & Pagers	1,300	121	9%	(500)	800	Reduced due to unused funds
11	5080-00	Emergency Incident Meals/Provisions	4,000	2,626	66%	-	4,000	
11	5100-42	Workers Comp	15,200	-	0%	-	15,200	
11	5100-44	Insurance Structures/Vehicles	27,300	26,800	98%	-	27,300	
11	5120-52	Repair/Parts & Service	11,500	10,837	94%	1,500	13,000	Repair cost increases
11	5120-54	Motor Fuel/Lubricant	12,000	7,536	63%	-	12,000	
11	5120-69	RCS 800 Mhz Maint Fee	8,000	6,784	85%	-	8,000	
11	5130-00	Maint Structure/Grounds	4,500	4,953	110%	500	5,000	Maintain addt'l facilities
11	5170-72	General Office Expense	1,500	1,395	93%	-	1,500	
11	5180-91	Unscheduled Expenditures	1,000	-	0%	-	1,000	
11	5220-00	Small Tools/Equipment	4,000	3,865	97%	-	4,000	
11	5221-00	Safety Equipment	10,000	-	0%	-	10,000	
11	5230-30	Employee Recognition Program	4,500	3,832	85%	-	4,500	
11	5230-37	Wellness Program	9,500	16,154	170%	-	9,500	
11	5240-38	Professional Development	7,000	2,854	41%	-	7,000	
11	5260-23	Utilities-Water	1,800	1,465	81%	-	1,800	
11	5260-26	Utilities-Gas & Electric	6,000	4,146	69%	-	6,000	
11	5270-00	Fallbrook Services	25,000	22,917	92%	-	25,000	
11	5340-00	Taxes & Assessments	2,750	2,897	105%	-	2,750	
11	5400-00	Contingency	10,000	-	0%	-	10,000	
Total			169,450	142,586	84%	1,500	170,950	

RAINBOW PRELIMINARY BUDGET FY 15/16

Dept	Account	Line Item	FY 14/15 Budget	Actual Used thru 5/31/2015	% Budget Used	Inc/Dec Amt	FY 15/16 Budget	Reason for Request
200	5370-00-386	Equipment Replacement	5,500	-	0%	500	6,000	
200	5370-00-387	Tools & Equipment	16,500	16,268	99%	(11,500)	5,000	
200	5420-00-000	Transfer to Vehicle Reserve	20,000	-	0%	12,550	32,550	
200	5500-02-000	Station Remodel	85,000	96,706	114%	(35,000)	50,000	Trans from Reserve
200	5500-03-000	MDC Replacement	3,000	-	0%	-	3,000	
200	5500-04-000	RCS Radio Upgrade	15,000	-	0%	-	15,000	
Total			145,000	112,974	78%	(33,450)	111,550	